YamayBio
Catalogue

WB REAGENTS PORTFOLIO

YamayBio

Who We Are

COLOR YOUR RESEARCH, BRIGHTEN YOUR DAY!

OUR MISSION

We are dedicated to the innovative research and development of biological reagents. This work advances science and the biotechnology industry.

OUR VISION

Building a sustainable future for life sciences.

ABOUT US

YamayBio is a leading provider of Western Blot, cell, and other protein research products, empowering scientists worldwide with high-quality, reliable, and reproducible solutions that accelerate discoveries in cell biology, immunology, and related fields.

Our team combines deep scientific expertise with state-of-the-art technology and dedicated R&D Centers, including a Western Blot R&D Center, Antibody R&D Center and ELISA Kit R&D Center, ensuring that every product meets the highest standards of quality, consistency, and innovation.

What We Offer

REAGENTS

Our product portfolio spans four essential lines to meet diverse research needs:

- Western Blotting Products
- Cell Culture Products
- ELISA Kits
- Antibodies

EQUIPMENT

We supply the critical instruments for a smooth Western Blot process, including:

- Gel casting systems
- Transfer systems
- Incubation equipment
- Imaging instruments

CONSUMABLES

Alongside reagents and instruments, we offer premium consumables such as electrophoresis tanks, cassettes, blotting papers, and sponges, ensuring reliability and consistency throughout every step of your workflow.

CONTENTS

01

Protein Sample Preparation



02

Protein Electrophoresis



03

Solutions and Granules



04

Western Blot Substrate Kits



CHAPTER ONE

Protein Sample Preparation

01

PROTEIN SAMPLE PREPARATION



RIPA Lysis Buffer (Strong)

BF7471 100 mL

DESCRIPTION Mainly used to extract soluble proteins from animal tissues and cells.

Active component: 1% Triton X-100, 1% sodium deoxycholate, 0.1% SDS



Lysis Buffer for IP/Co-IP

BF7474 100 mL

DESCRIPTION Primarily used to extract soluble proteins from cells and tissues under non-denaturing conditions.

Active component: 1mM EDTA, 1% Triton X-100



Animal Membrane and Cytosol Protein Extraction Kit

BF7475 10 Samples | 50 Samples

DESCRIPTION This product offers a convenient and efficient method for isolating both cell membrane and cytoplasmic proteins from animal cells or tissues.

KEY FEATURES

Unparalleled Yield, Exceptional Purity, Simplified Sample Preparation and High Compatibility.

This icon indicates that the product has corresponding flyers.



Animal Nuclear and Cytoplasmic Extraction Kit (High-efficiency for WB)

BF7476 50 Samples

DESCRIPTION Contains a strong detergent and can extract nuclear proteins, including not only nuclear membrane proteins but also histones and soluble proteins such as nuclear transcription factors.

KEY FEATURES

Unparalleled Yield, High Purity, Rapid and Convenient.



Animal Nuclear and Cytoplasmic Extraction Kit (Multi-application Type)

BF7477 50 Samples

DESCRIPTION Does not contain detergents and can effectively extract soluble proteins from the nucleus, but it does not include membrane proteins.

KEY FEATURES

Unparalleled Yield, High Purity, Rapid and Convenient.



UltraPure Mitochondria and Mitochondrial Protein Extraction Kit

BF7478 30 Samples

DESCRIPTION This kit isolates intact mitochondria within 60 minutes, using a two-step density-gradient centrifugation method. The extracted mitochondria retain 11 intact double-membrane structures and high biological activity.. They are suitable for downstream applications such as apoptosis analysis, signal transduction, metabolic studies, and mitochondrial proteomics.

KEY FEATURES

High Purity, High Activity, Wide Application.

PROTEIN SAMPLE PREPARATION



Protease Inhibitor Cocktail, EDTA-Free (100×)

BH5481 1 mL

DESCRIPTION This product contains 9 highly efficient protease inhibitors, including AEBSF, Aprotinin, Bestatin, E-64, Leupeptin, Pepstatin A, Phosphoramidon, Benzamidine HCl, and 1,10-phenanthroline.



Phosphatase Inhibitor Cocktail (100×)

BH5482 1 mL

DESCRIPTION This formulation includes 8 well-established phosphatase inhibitors: sodium fluoride, sodium orthovanadate, sodium molybdate, sodium tartrate, imidazole, sodium pyrophosphate decahydrate, β-glycerophosphate, and cantharidin.



Protease and Phosphatase Inhibitor Cocktail (100×, EDTA-Free)

BH5483 1 mL

DESCRIPTION The components include various inhibitors, such as Aprotinin, Bestatin, Leupeptin, E-64, NaF, Sodium Orthovanadate, Sodium Pyrophosphate, and β-glycerophosphate.

PROTEIN SAMPLE PREPARATION



Ready-to-use BCA Protein Assay Kit

BH5484 500 Assays | 500 Assays×5

DESCRIPTION

Pre-diluted BSA Standards
Saving time, reducing chances for pipetting errors.
Good Compatibility
Minimally affected by metal ions, reducing agents, chelating agents, and detergents.
Wide Assay Range
A linear working range of 20 to 2000 μg/mL for BSA.
High Accuracy
Significantly smaller coefficient of variation compared with the Coomassie Blue Staining method.



Ready-to-use Bradford Protein Assay Kit (Detergent Compatible)

BH5485 800 Assays

DESCRIPTION

Easy Operation
Includes dilution-free BSA protein standards, eliminating the need for serial dilutions.
Pre-diluted BSA Standards
Saving time, reducing chances for pipetting errors.
Detection range: 100 and 500 μg/mL.

CHAPTER TWO

PROTEIN ELECTROPHORESIS

02



Fast-Dissolving Dual-Color Protein Loading Buffer (Denaturing, Reducing, 5×)

GB4353 1 mL×5 | 1 mL×15 | 1 mL×15×5

DESCRIPTION

Transferable Marker Dye
The red marker dye migrates with the proteins during electrophoresis and then transfers onto the membrane. This dye helps you visualize the lanes and track the progress of the transfer from the gel to the membrane.

Rapid Sinking
The sample quickly sinks to the bottom of the well, preventing floating.

Quick Thawing
It thaws quickly after being removed from -20°C and is not viscous.

Odorless
The use of a new type of reducing agent eliminates the unpleasant odor associated with B -mercaptoethanol or DTT.



Protein Sample Loading Buffer (Denaturing, non-Reducing, 5×)

GB4354 1 mL×10

DESCRIPTION

Rapid Sinking
The sample quickly sinks to the bottom of the well, preventing floating.

Rapid Thawing
It thaws quickly after being removed from -20°C and is not viscous.

PROTEIN ELECTROPHORESIS



Multicolor Low Range Protein Ladder 1.2 kDa~40 kDa

CY5461 50 μL | 50 μL×5

DESCRIPTION This product features seven distinct protein bands ranging from 1.2 kDa to 40 kDa (1.2, 4.2, 7.5, 15, 20, 30, and 40 kDa). The 20 kDa band is pre-stained with a green dye, enabling real-time tracking of electrophoresis and quick estimation of protein molecular weight.



Tricolor Prestained Protein Ladder 10 kDa~250 kDa (Orange , Green & Blue)

CY5466 250 μL×2 | 250 μL×10

DESCRIPTION This three-color protein standard with 11 pre-stained proteins, ranging from 10 to 250 kDa (10, 15, 20, 25, 35, 40, 50, 70, 100, 150, and 250 kDa) for use as molecular weight markers in protein electrophoresis (SDS-PAGE) and Western Blot.



Tricolor Prestained Protein Ladder 10 kDa~180 kDa (Orange , Green & Blue)

CY5463 250 μL×2 | 250 μL×10

DESCRIPTION This product is a three-color protein standard with 10 pre-stained proteins from 10 to 180 kDa (10, 15, 25, 35, 40, 55, 70, 100, 130, and 180 kDa) for use as molecular weight markers in protein electrophoresis (SDS-PAGE) and Western Blot.



Multicolor Prestained NIR Protein Ladder 10 kDa~250 kDa

CY5468 250 μL×2 | 250 μL×10

DESCRIPTION CY5468 is a dual-color pre-stained protein marker optimized for NIR fluorescence imaging applications. It features 11 distinct bands from 10 kDa to 250 kDa (10, 15, 20, 25, 35, 40, 50, 70, 100, 150,and 250 kDa). The 25 kDa and 70 kDa bands are labeled with a green dye, enabling real-time tracking of electrophoresis progress and convenient estimation of protein molecular weights.

PROTEIN ELECTROPHORESIS



PRODUCT NAME	CAT NO.	SIZE
Stain-Free Bis-Tris Precast Gels, 8%, 12-well	**AN9321**	10 pieces
Stain-Free Bis-Tris Precast Gels, 8%, 15-well	**AN9351**	10 pieces
Stain-Free Bis-Tris Precast Gels, 10%, 12-well	**AN9322**	10 pieces
Stain-Free Bis-Tris Precast Gels, 10%, 15-well	**AN9352**	10 pieces
Stain-Free Bis-Tris Precast Gels, 12%, 12-well	**AN9323**	10 pieces
Stain-Free Bis-Tris Precast Gels, 12%, 15-well	**AN9353**	10 pieces
Stain-Free Bis-Tris Precast Gels, 4~12%, 12-well	**AN9324**	10 pieces
Stain-Free Bis-Tris Precast Gels, 4~12%, 15-well	**AN9354**	10 pieces
Stain-Free Bis-Tris Precast Gels, 4~20%, 12-well	**AN9325**	10 pieces
Stain-Free Bis-Tris Precast Gels, 4~20%, 15-well	**AN9355**	10 pieces

DESCRIPTION

Stain-Free Bis-Tris precast gels are a safe, fast, and high-performance precast polyacrylamide gel system designed for protein separation. Protein bands on these gels can be directly imaged under UV light, eliminating the need for staining. Our precast gels are available in 12 well or 15 well formats, with recommended maximum sample volumes of 35 µL and 25 µL, respectively. The dimensions are as follows:

Gel plate: 100 × 85 × 4.7 mm

Gel: 85 × 70 × 1 mm

Colorful Stacking Gels

Easy sample loading.

Neutral pH

Resulting in sharper band resolution and accurate results.

Stain-Free

Protein bands can be observed after electrophoresis and transfer.

Additionally, the Tris/MOPS/SDS electrophoresis buffer provided with the gels is neutral, which enhances gel stability and prevents protein re-modification during electrophoresis

PROTEIN ELECTROPHORESIS



PRODUCT NAME	CAT NO.	SIZE
One-Step Stain-Free PAGE Gel Rapid Preparation Kit (6%)	RF1521	100 Assays
One-Step Stain-Free PAGE Gel Rapid Preparation Kit (7.5%)	RF1522	100 Assays
One-Step Stain-Free PAGE Gel Rapid Preparation Kit (10%)	RF1523	100 Assays
One-Step Stain-Free PAGE Gel Rapid Preparation Kit (12.5%)	RF1524	100 Assays
One-Step Stain-Free PAGE Gel Rapid Preparation Kit (15%)	RF1525	100 Assays

DESCRIPTION

This product is designed for the rapid preparation of polyacrylamide gels using a standard Tris-glycine running buffer system. Protein bands are visible under UV excitation at 302 nm, with emission around 530 nm.

Colorful Stacking Gels
Easy sample loading

Stain-Free
Protein bands can be observed after electrophoresis and transfer without any additional staining

Environmentally Friendly
No TEMED required

Rapid Preparation
Gel ready in 15 mins



All-in-One Low Range Protein Gel Kit (Tricine-PAGE) (10%)

RF1531 10 Assays

All-in-One Low Range Protein Gel Kit (Tricine-PAGE) (16%)

RF1532 10 Assays

DESCRIPTION This product combines all reagents for low molecular weight protein electrophoresis (peptide electrophoresis) into a single kit, suitable for denaturing electrophoresis of proteins ranging from 2 to 20 kDa. The kit can produce at least 10 PAGE gels (8×10 cm, with a thickness of 0.75 mm or 1 mm)



Stain-Free Gradient-like PAGE Gel Kit

RF1541 100 Assays

DESCRIPTION The gel exhibits a gradient gel-like pattern that efficiently separates proteins over a broad molecular weight range of 10 to 250 kDa, utilizing the provided running buffer. Furthermore,electrophoresis can be completed in approximately 25 minutes at a constant voltage of 200 V, significantly reducing the time typically required.

PRODUCT COMPARISON

PRODUCT NAME	STAIN-FREE BIS-TRIS PRECAST GELS	ONE-STEP STAIN-FREE PAGE GEL RAPID PREPARATION KIT	ALL-IN-ONE LOW RANGE PROTEIN GEL KIT	STAIN-FREEGRADIENT-LIKE PAGE GEL KIT
Cat. No	AN9321, AN9351 AN9322, AN9352 AN9323, AN9353 AN9324, AN9354 AN9325, AN9355	RF1521 RF1522 RF1523 RF1524 RF1525	RF1531 RF1532	RF1541
Rapid preparation (Gel ready in 15 mins)	ready to use	✓	✓	✓
Colorful stacking gels	✓	✓	✓	✓
Stain-Free	✓	✓		✓
No TEMED	✓	✓	✓	✓
Gel percentage	5 types: 8%, 10%, 12%, 4-12%, 4-20%	5 types: 6%, 7.5%, 10%, 12.5%, 15%	2 types: 10%, 16%	1 type
Protein separation range	8%:30-180 kDa 10%: 20-160 kDa 12%: 10-120 kDa 4-12%:20-300 kDa 4-20%: 10-250 kDa	6%: 50–400 kDa 7.5%: 35–300 kDa 10%: 20–100 kDa 12.5%: 15–70 kDa 15%: 10–35 kDa	10%: 5–100 kDa 16%: 2–40 kDa Efficient separation of 2–10 kDa peptides	10–250 kDa

CHAPTER THREE

SOLUTIONS AND GRANULES

03

SOLUTIONS AND GRANULES



Rapid Coomassie Blue Staining (Destaining-free)

BM3151 500 mL

DESCRIPTION Nanogram-level protein bands can be observed with a minimum staining time of 15 minutes. The signal-to-noise ratio (SNR) of the bands can be further improved by rinsing with pure water.



Protein-Free Blocking Buffer (1×)

BM3152 500 mL

DESCRIPTION A non-protein-based compound that provides effective blocking for membrane- and plate-based protein detection methods, yielding extremely low background.



Antibody Diluent

BM3153 100 mL | 500 mL

DESCRIPTION

Highly Versatile
Suitable for Western blot, Immunofluorescence and Immunohistochemistry.

High compatibility
No cross-reactivity with antibodies or target proteins, higher signal-noise ratio compared to non-fat milk and BSA. Suitable for the detection for phosphoproteins.



Western Blot Rapid Stripping Buffer (mild and general type)

BM3154 100 mL | 500 mL

DESCRIPTION Efficiently removes bound antibodies from PVDF and NC membranes, allowing reprobing without compromising target-protein integrity.

YamayBio

SOLUTIONS AND GRANULES



PRODUCT NAME	CAT NO.	SIZE	DESCRIPTION
Tris/Glycine/SDS Buffer Instant Granules	**MS8131**	10 sticks(1 L×10)	Each stick makes 1 L of 1× Tris/glycine/SDS electrophoresis buffer, containing 25 mM Tris, 192 mM glycine, and 0.1% SDS.
Tris/MOPS/SDS Buffer Instant Granules	**MS8132**	10 sticks(500 mL×10)	Each stick makes 500 mL of 1× Tris/MOPS/SDS electrophoresis buffer, containing 50 mM Tris, 50 mM MOPS, 1 mM EDTA, and 0.1% SDS.
TBS/Tween Buffer Instant Granules	**MS8133**	10 sticks(1 L×10)	Each stick makes 1 L of 1× TBST buffer, containing 137 mM sodium chloride, 2.7mM potassium chloride, 25 mM Tris, and 0.05% Tween-20.
Transfer Buffer Instant Granules	**MS8134**	10 sticks(1.2 L×10)	Each stick makes 1.2 L of 1× transfer buffer for the wet transfer method of Western blotting.
Ice-free Bath Rapid Transfer Buffer Instant Granules	**MS8135**	10 sticks(1.2 L×10)	Each stick makes 1.2 L of 1× ice bath-free fast transfer buffer.
Tricine SDS Running Buffer Instant Granules	**MS8136**	10 sticks(500 mL×10)	Formulated for separation of proteins in their denatured state on tricine gels.

SOLUTIONS AND GRANULES

PRODUCT NAME	TRIS/GLYCINE/SDS BUFFER INSTANT GRANULES	TRIS/MOPS/SDS BUFFER INSTANT GRANULES	TRICINE SDS RUNNING BUFFER INSTANT GRANULES
Cat. No	MS8131	MS8132	MS8136
Recommended Gel System	One-Step Stain-Free PAGE Gel Rapid Preparation Kit and other SDS-PAGE gels	Bis-Tris gel	Tricine SDS-PAGE gel
How to Prepare	Add 1 stick to 1 L ddH_2O	Add 1 stick to 500 mL ddH_2O	Add 1 stick to 500 mL ddH_2O

CHAPTER FOUR

WESTERN BLOT SUBSTRATE KITS

04

WESTERN BLOT
SUBSTRATE KITS



ECL Western Blotting Ultimate Sensitivity Substrate (Femto)

VQ4726 100 mL | 500 mL

ECL Western Blotting Sensitivity Substrate (Pico)

VQ4727 100 mL | 500 mL

DESCRIPTION

High Sensitivity

Detect targets down to low-femtogram level (VQ4726)
Detect targets down from low-picogram to mid-femtogram (VQ4727)

Excellent Stability

24 hours working-solution stability

Product Summary Table

PROTEIN SAMPLE PREPARATION

NO.	PRODUCTS	CAT NO.	SIZE
1	RIPA Lysis Buffer (Strong)	BF7471	100 mL
2	Lysis Buffer for IP/Co-IP	BF7474	100 mL
3	Animal Membrane and Cytosol Protein Extraction Kit	BF7475	10 Samples | 50 Samples
4	Animal Nuclear and Cytoplasmic Extraction Kit (High-efficiency for WB)	BF7476	50 Samples | 50 Samples×5
5	Animal Nuclear and Cytoplasmic Extraction Kit (Multi-application Type)	BF7477	50 Samples | 50 Samples×5
6	UltraPure Mitochondria and Mitochondrial Protein Extraction Kit	BF7478	30 Assays
7	Protease Inhibitor Cocktail, EDTA-Free(100×)	BH5481	1 mL
8	Phosphatase Inhibitor Cocktail(100×)	BH5482	1 mL
9	Protease and Phosphatase Inhibitor Cocktail (100×, EDTA-Free)	BH5483	1 mL
10	Ready-to-use BCA Protein Assay Kit	BH5484	500 Assays | 500 Assays×5
11	Ready-to-use Bradford Protein Assay Kit (Detergent Compatible)	BH5485	800 Assays

Product Summary Table

PROTEIN ELECTROPHORESIS

NO.	PRODUCTS	CAT NO.	SIZE
1	Fast-dissolving dual-color protein loading buffer(Denaturing, Reducing, 5×)	GB4353	1 mL×5 | 1 mL×15 | 1 mL×15×5
2	Protein Sample Loading Buffer(Denaturing, non-Reducing, 5×)	GB4354	1 mL×10
3	Multicolor Low Range Protein Ladder 1.2~40 kDa	CY5461	50 μL | 50 μL×5
4	Tricolor Prestained Protein Ladder 10 kDa~180 kDa (Orange , Green & Blue)	CY5463	250 μL×2 | 250 μL×10
5	Tricolor Prestained Protein Ladder 10 kDa~250 kDa (Orange , Green & Blue)	CY5466	250 μL×2 | 250 μL×10
6	Multicolor Prestained NIR Protein Ladder 10 kDa~250 kDa	CY5468	250 μL×2 | 250 μL×10
7	Stain-Free Bis-Tris Precast Gels, 8%, 12 well	AN9321	10 pieces
8	Stain-Free Bis-Tris Precast Gels, 8%, 15 well	AN9351	10 pieces
9	Stain-Free Bis-Tris Precast Gels, 10%, 12 well	AN9322	10 pieces
10	Stain-Free Bis-Tris Precast Gels, 10%, 15 well	AN9352	10 pieces
11	Stain-Free Bis-Tris Precast Gels, 12%, 12 well	AN9323	10 pieces
12	Stain-Free Bis-Tris Precast Gels, 12%, 15 well	AN9353	10 pieces
13	Stain-Free Bis-Tris Precast Gels, 4~12%, 12 well	AN9324	10 pieces

Product Summary Table

PROTEIN ELECTROPHORESIS

NO.	PRODUCTS	CAT NO.	SIZE
14	Stain-Free Bis-Tris Precast Gels, 4~12%, 15 well	AN9354	10 pieces
15	Stain-Free Bis-Tris Precast Gels, 4~20%, 12 well	AN9325	10 pieces
16	Stain-Free Bis-Tris Precast Gels, 4~20%, 15 well	AN9355	10 pieces
17	One-Step Stain-Free PAGE Gel Rapid Preparation Kit (6%)	RF1521	100 Assays
18	One-Step Stain-Free PAGE Gel Rapid Preparation Kit (7.5%)	RF1522	100 Assays
19	One-Step Stain-Free PAGE Gel Rapid Preparation Kit (10%)	RF1523	100 Assays
20	One-Step Stain-Free PAGE Gel Rapid Preparation Kit (12.5%)	RF1524	100 Assays
21	One-Step Stain-Free PAGE Gel Rapid Preparation Kit (15%)	RF1525	100 Assays
22	All-in-One Low Range Protein Gel Kit (Tricine-PAGE) (10%)	RF1531	100 Assays
23	All-in-One Low Range Protein Gel Kit (Tricine-PAGE) (16%)	RF1532	100 Assays
24	Stain-Free Gradient-like PAGE Gel Kit	RF1541	100 Assays

Product Summary Table

SOLUTIONS AND GRANULES

NO.	PRODUCTS	CAT NO.	SIZE
1	Rapid Coomassie Blue Staining(Destaining-free)	BM3151	500 mL
2	Protein-Free Blocking Buffer(1×)	BM3152	500 mL
3	Antibody Diluent	BM3153	100 mL | 500 mL
4	Western Blot Rapid Stripping Buffer(mild and general type)	BM3154	100 mL | 500 mL
5	Tris/Glycine/SDS Buffer Instant Granules	MS8131	10 sticks(1 L×10)
6	Tris/MOPS/SDS Buffer Instant Granules	MS8132	10 sticks(500 mL×10)
7	TBS/Tween Buffer Instant Granules	MS8133	10 sticks(1 L×10)
8	Transfer Buffer Instant Granules	MS8134	10 sticks(1.2 L×10)
9	Ice-free Bath Rapid Transfer Buffer Instant Granules	MS8135	10 sticks(1.2 L×10)
10	Tricine SDS Running Buffer Instant Granules	MS8136	10 sticks(500 mL×10)

Product Summary Table

WESTERN BLOT
SUBSTRATE KITS

NO.	PRODUCTS	CAT NO.	SIZE
1	ECL Western Blotting Ultimate Sensitivity Substrate (Femto)	VQ4726	100 mL | 500 mL
2	ECL Western Blotting Sensitivity Substrate (Pico)	VQ4727	100 mL | 500 mL

YamayBio

Head Office (USA)

6191 Cornerstone Court, Suite 107
San Diego, CA 92121
USA
info@yamaybio.com
www.yamaybio.com
+1 8 33-429-2629

Hong Kong Office

Flat D, 6/F, Haribest Industrial Building
45–47 Au Pui Wan Street
Sha Tin, New Territories
Hong Kong
info@yamaybio.com
www.yamaybio.com
+852 37535669